

Postal Code 78739

Residential Statistics



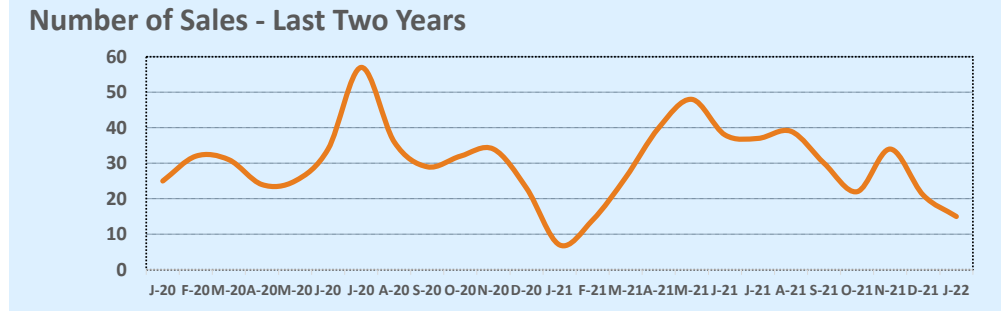
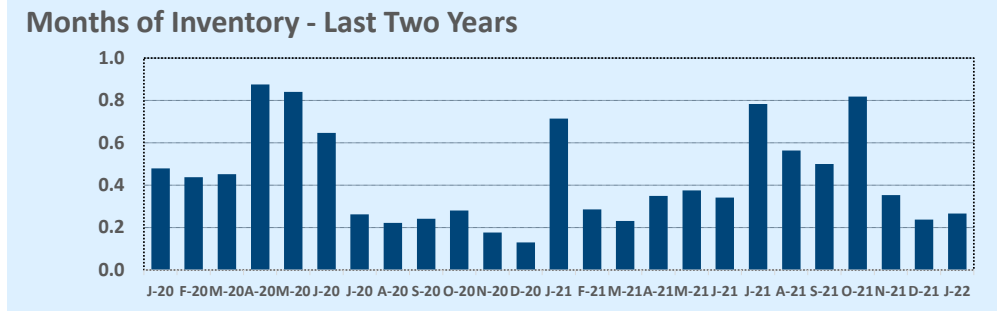
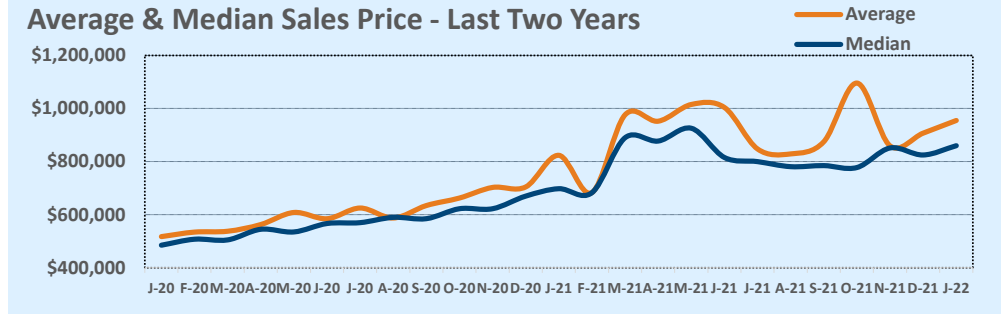
January 2022

Listings	This Month			Year-to-Date		
	Jan 2022	Jan 2021	Change	2022	2021	Change
Single Family Sales	14	7	+100.0%	14	7	+100.0%
Condo/TH Sales	1	--	--	1	--	--
Total Sales	15	7	+114.3%	15	7	+114.3%
New Homes Only	--	1	--	--	1	--
Resale Only	15	6	+150.0%	15	6	+150.0%
Sales Volume	\$14,325,741	\$5,766,200	+148.4%	\$14,325,741	\$5,766,200	+148.4%
New Listings	15	23	-34.8%	15	23	-34.8%
Pending	13	--	--	13	--	--
Withdrawn	1	--	--	1	--	--
Expired	--	--	--	--	--	--
Months of Inventory	0.3	0.7	-62.7%	N/A	N/A	--

Price Range	This Month			Year-to-Date		
	New	Sales	DOM	New	Sales	DOM
\$149,999 or under	--	--	--	--	--	--
\$150,000- \$199,999	--	--	--	--	--	--
\$200,000- \$249,999	--	--	--	--	--	--
\$250,000- \$299,999	--	--	--	--	--	--
\$300,000- \$349,999	--	--	--	--	--	--
\$350,000- \$399,999	--	--	--	--	--	--
\$400,000- \$449,999	--	--	--	--	--	--
\$450,000- \$499,999	--	--	--	--	--	--
\$500,000- \$549,999	--	--	--	--	--	--
\$550,000- \$599,999	--	--	--	--	--	--
\$600,000- \$699,999	2	1	32	2	1	32
\$700,000- \$799,999	4	3	36	4	3	36
\$800,000- \$899,999	2	4	10	2	4	10
\$900,000- \$999,999	2	5	36	2	5	36
\$1M - \$1.99M	5	1	4	5	1	4
\$2M - \$2.99M	--	1	58	--	1	58
\$3M+	--	--	--	--	--	--
Totals	15	15	28	15	15	28

Average	This Month			Year-to-Date		
	Jan 2022	Jan 2021	Change	2022	2021	Change
List Price	\$947,387	\$784,178	+20.8%	\$947,387	\$784,178	+20.8%
List Price/SqFt	\$315	\$263	+19.9%	\$315	\$263	+19.9%
Sold Price	\$955,049	\$823,743	+15.9%	\$955,049	\$823,743	+15.9%
Sold Price/SqFt	\$318	\$279	+14.2%	\$318	\$279	+14.2%
Sold Price / Orig LP	102.6%	107.3%	-4.4%	102.6%	107.3%	-4.4%
Days on Market	28	3	+828.9%	28	3	+828.9%

Median	This Month			Year-to-Date		
	Jan 2022	Jan 2021	Change	2022	2021	Change
List Price	\$899,000	\$649,900	+38.3%	\$899,000	\$649,900	+38.3%
List Price/SqFt	\$292	\$246	+18.7%	\$292	\$246	+18.7%
Sold Price	\$860,000	\$697,950	+23.2%	\$860,000	\$697,950	+23.2%
Sold Price/SqFt	\$292	\$254	+14.7%	\$292	\$254	+14.7%
Sold Price / Orig LP	100.0%	106.0%	-5.7%	100.0%	106.0%	-5.7%
Days on Market	21	3	+600.0%	21	3	+600.0%



Based on information from the Austin Board of REALTORS® (alternatively, from ACTRIS). Neither the Board nor ACTRIS guarantees or is in any way responsible for its accuracy. The Austin Board of REALTORS®, ACTRIS and their affiliates provide the MLS and all content therein "AS IS" and without any warranty, express or implied. Data maintained by the Board or ACTRIS may not reflect all real estate activity in the market.